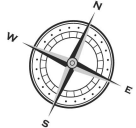














Railway

Railway

Railway



**LEGEND**

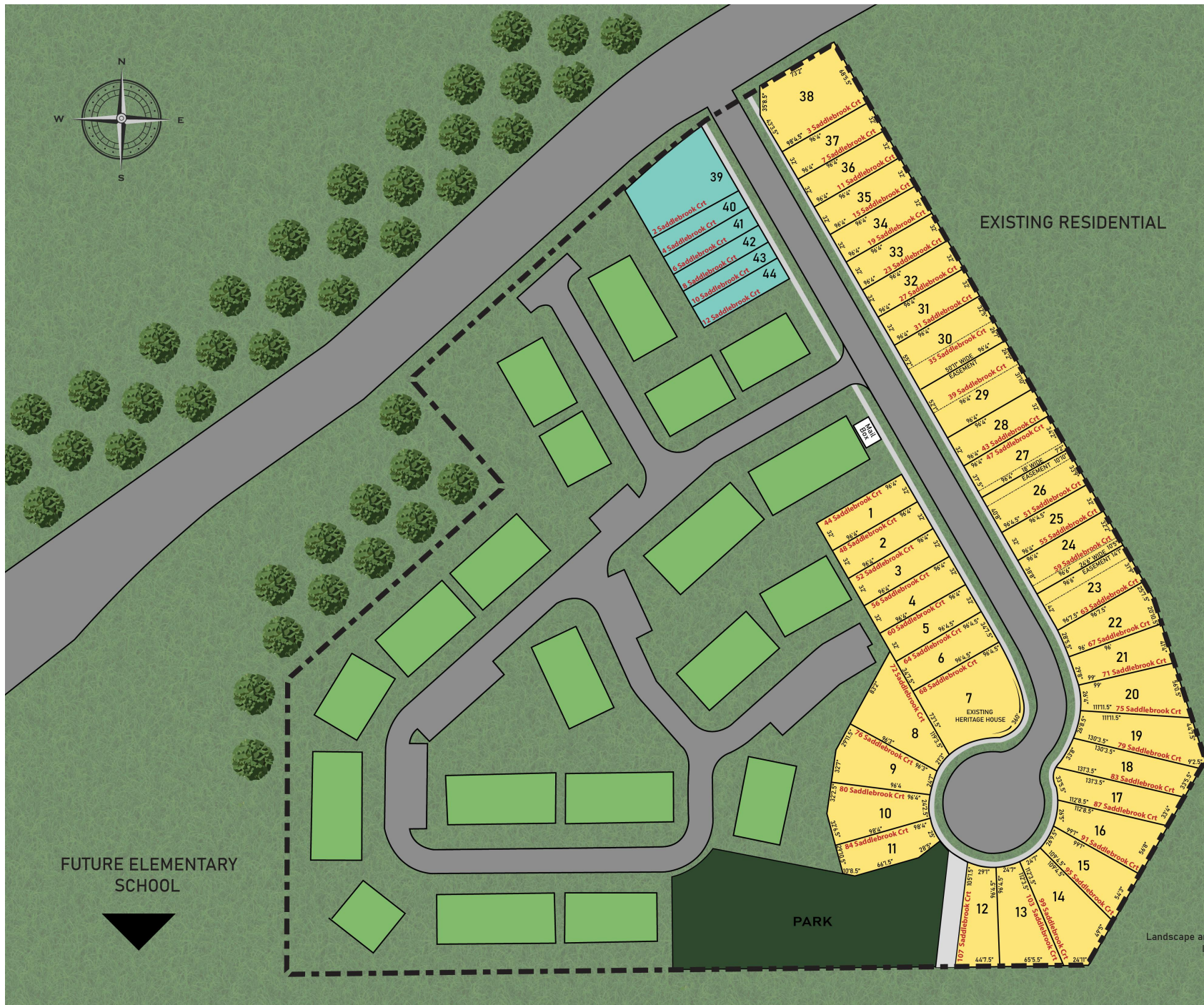
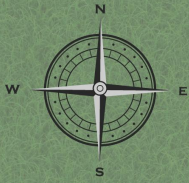
-  Chateau Series (40')
-  Edgewood Only (40') \*
-  Estate Series (38')
-  Keystone Series (36')
-  Gardenview Series (32')
-  Gardenview Series (32') \*
-  Model Home
-  Existing Residential
-  Water
-  Phase 2



**HIGHLAND RIDGE**

Existing Residential







EXISTING RESIDENTIAL



Saddlebrook

LEGEND

-  20' CITYVIEW SERIES
-  32' GARDENVIEW SERIES
-  FUTURE TOWN HOMES
-  ADDRESS
-  LOOK OUT LOTS
-  WALK OUT LOTS

FUTURE ELEMENTARY SCHOOL



PARK

FREURE HOMES

Lot dimensions are approximate and depend on final survey. E.&O.E. Landscape areas and plantings are concepts only and may vary from finished landscape. Illustrations are an artist's concept of the finished subdivision and may vary from actual plans and specifications. See your Freure Homes Representative for more information.





LEGEND

- Keystone Series (36')
- Estate Series (38')
- Chateau Series (40')
- WO Walk Out Lot
- LO Look Out Lot
- Existing Residential
- Future Residential

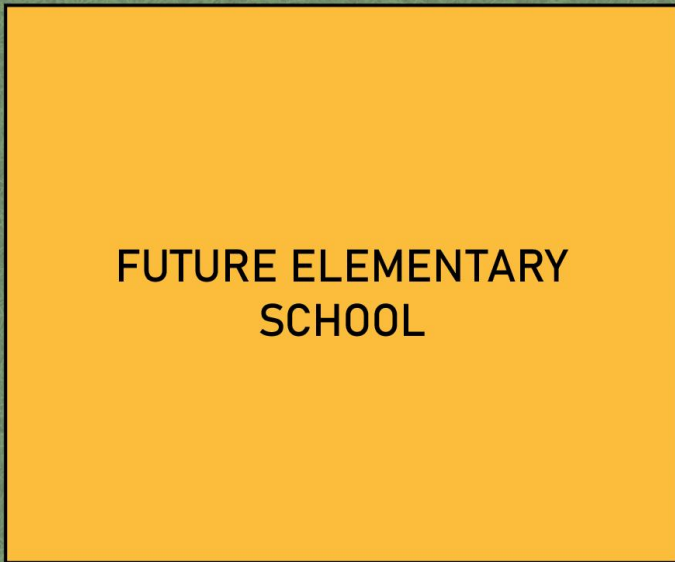


Lot dimensions are approximate and depend on final survey. E.&O.E. Landscape areas and plantings are concepts only and may vary from finished landscape. Illustrations are an artist's concept of the finished subdivision and may vary from actual plans and specifications. See your Freure Homes Representative for more information.

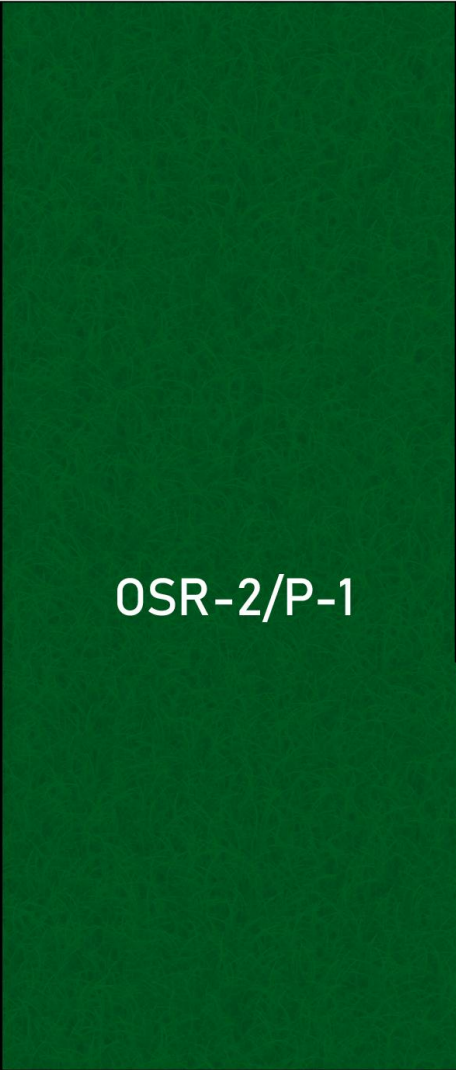
# FREURE HOMES



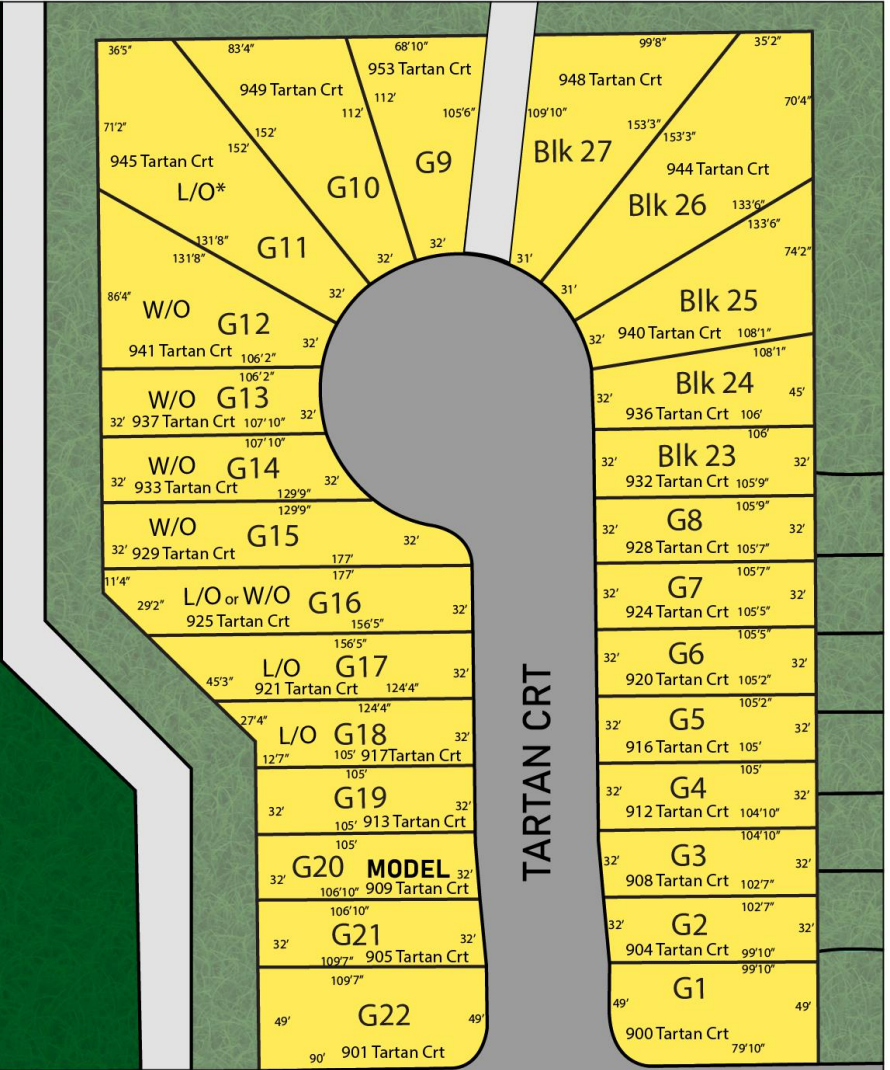
Specifications and plans are subject to change without notice E.& O.E. Dimensions are approximate only. Illustrations are artist' conceptual renderings only. Illustrations may show optional features, including landscaping and walkway treatments which may not be included in the base price. Ask your Freure sales representative for specific information.



FUTURE ELEMENTARY SCHOOL



OSR-2/P-1

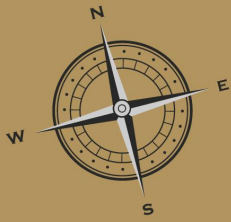


TARTAN AVE

Existing Residential

Existing Residential





Future Elementary School

PARK

FUTURE  
RESIDENTIAL



LEGEND

- 18' Midtown Series
- 20' Cityview Series
- 25' Cornerstone Series
- Retaining Wall

ROCKCLIFFE DR.

TARTAN AVE.



**FREURE  
HOMES**

Protected Green Space

Protected Green Space

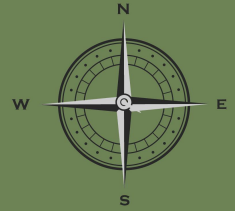
Specifications and plans are subject to change without notice E. & O.E.  
 Dimensions are approximate only. Illustrations are artist' conceptual renderings only.  
 Illustrations may show optional features, including landscaping and walkway treatments  
 which may not be included in the base price.  
 Ask your Freure sales representative for specific information.

October 31st, 2018  
 Artist's Rendering





# HIGHLAND TRAILS



### LEGEND

- 18' MIDTOWN SERIES
- 20' CITYVIEW SERIES
- 25' CORNERSTONE SERIES
- L/O LOOK OUT LOTS
- W/O WALK OUT LOTS

Specifications and plans are subject to change without notice E.&O.E. Dimensions are approximate only. Illustrations are artist's conceptual renderings only. Illustrations may show optional features, including landscaping and walkway treatments which may not be included in the base price. Ask your Freure sales representative for specific information.